



Since 1949

## Acme Sanitary Ware Co. Ltd.

1/F, Acme Building, 22-28 Nanking Street, Kowloon, Hong Kong


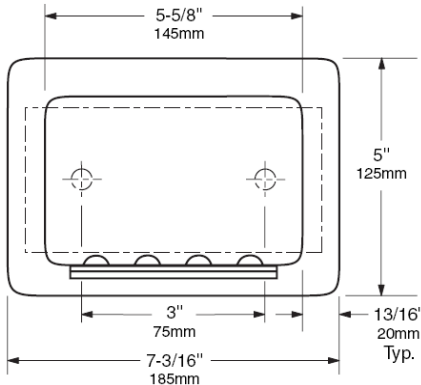
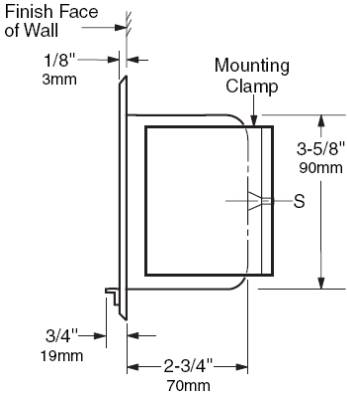
Tel: 2388 7171 Fax: 2710 8012

Email: acme@acmesanitary.com.hk

Website: www.acmesanitary.com.hk

|          |  |      |  |     |           |  |
|----------|--|------|--|-----|-----------|--|
| PROJECT  |  | REF  |  | REV | ITEM CODE |  |
| LOCATION |  | DATE |  |     | PAGE      |  |

### SANITARY WARE SPECIFICATION SHEET

|  |  |  |
|--|--|--|
| Item Descriptions  | Bobrick (USA) Recessed heavy-duty soap dish (for stud walls)                             | <div>Illustration/ Drawing</div> <div></div> <div><div>Rough Wall Opening<br/>6" (150mm) wide<br/>4" (102mm) high<br/>4" (100mm) minimum recessed depth</div><div></div><div></div></div> |
| Dimensions   | Refer to drawing   |  |
| Model  | B-4380   |  |
| Material/ Finish   | Stainless Steel/ Matte polished  |  |
| Manufacturer   | Bobrick Washroom Equipment Inc. (USA)  |  |
| Supplier   | Acme Sanitary Ware Co. Ltd<br>Mr. Eric Wong/ Mr. Don Yuen                                |  |
| Contact Tel/Fax<br>E-mail<br>Website   | (852) 2388-7171 / (852) 2710-8012<br>acme@acmesanitary.com.hk<br>www.acmesanitary.com.hk |  |
| <p><b>materials:</b></p> <p><b>Shell &amp; Flange</b> — 18-8, type-304, 19-gauge (1.0mm) stainless steel with matte polished finish. Drawn and beveled, one-piece, seamless construction with two countersunk mounting holes.</p> <p><b>Retaining Lip</b> — 18-8, type-304, 22-gauge (0.8mm) stainless steel with matte polished finish.</p> <p><b>installation:</b></p> <p>Provide framed rough wall opening 6" wide x 4" high (150 x 100mm). Minimum recessed depth to finish face of wall is 4" (100mm). Insert unit into rough wall opening and center unit in width of opening making sure that the front edges of the mounting clamp are engaged behind the wall material on both sides of the rough wall opening. Secure unit in place by drawing the mounting clamp up to the back surface of the wall material with the mounting screws (2) furnished by Bobrick.</p> <p><b>specification:</b></p> <p>Recessed heavy-duty soap dish shall be type-304 stainless steel with matte polished finish. Shell and flange shall be 19 gauge (1.0mm) with drawn and beveled, one-piece, seamless construction. Unit shall be equipped with a 22-gauge (0.8mm) retaining lip and furnished with machine screws for installation in stud walls.</p> |  |  |

Note:

\* All information of the above is for the reference only. No prior notice is made if any changes.

Source: Bobrick Washroom Equipment